

Feedback from Stakeholders 2022-2023

Internal Quality Assurance Cell
IQAC



KALINGA INSTITUTE OF INDUSTRIAL TECHNOLOGY (KIIT)

Deemed to be University U/S 3 of UGC Act, 1956

CONTENTS

Sl. No.	Name of the Feedback
1	Feedback Process
2	Student's Feedback on Teaching & Learning
3	Student's Feedback on University Facilities & Ambience
4	Parent's Feedback
5	Alumni Feedback
6	Employer's Feedback
7	Analysis of Feedback
8	Action to be taken for the next academic year
9	Annexure

1. Feedback Process

1.1 Feedback Collection

To get an overall idea on curriculum and other relevant aspects, the university has established feedback system through the close ended structured questionnaire via Google forms. Feedback is collected from stake holders which include students, alumni, employers and parents. Feedback is collected from the students on curriculum, teaching and learning twice in a year, it focuses on the course objectives, general observations, skill development, innovations and methodology, commitment and command & help and motivation. Students feedback on institutional facilities is collected once in a year which targets the overall facilities and ambience of the University. Feedback from recruiters, alumni and parents are taken once in year on curriculum development and overall improvement of teaching learning process. The feedback is collected through a questionnaire in a scale of 5. The feedback analysis committee of the University designs and collects feedback from its stakeholders to monitor and evaluate its performance quality on curriculum and curriculum related issues.

Feedback Analysis:

The data collected by the IQAC was sorted and consolidated for drafting the analysis report. The data entered in the selected format was then converted into chart form and decoded for the proper comprehension of the matter. The analysis is done year wise as well as parameter wise. The aspects pointed out by all the stakeholders are considered with special care and attention. The Feedback analysis committee discussed and evaluated the suggestions received from different spheres regarding the curriculum. The suggestions were consolidated to communicate to the respective University authorities for necessary action. Proper suggestions were formulated to be communicated to ensure the proper redressal of the grievances. The quantitative analysis is done on the basis of the score while the qualitative analysis is done on major opinions and suggestions given by different stakeholders.

Response on a scale of 5

1	Below Average
2	Average
3	Good
4	Very Good
5	Excellent

2. Students Feedback on Teaching & Learning

2.1 Feedback analysis of students' Responses

Frequency per Year- 02

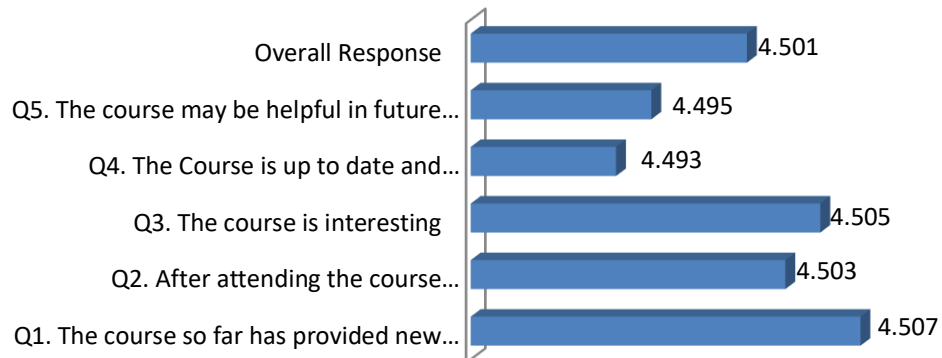
The students were asked to provide feedbacks in terms of rating against different criteria associated with course content and outcomes, teaching learning process as well as institutional facilities. The different criteria points associated in this regard are mentioned in the below table and analysed for further action.

Table 1: Questions and Average Performance based on students' Response

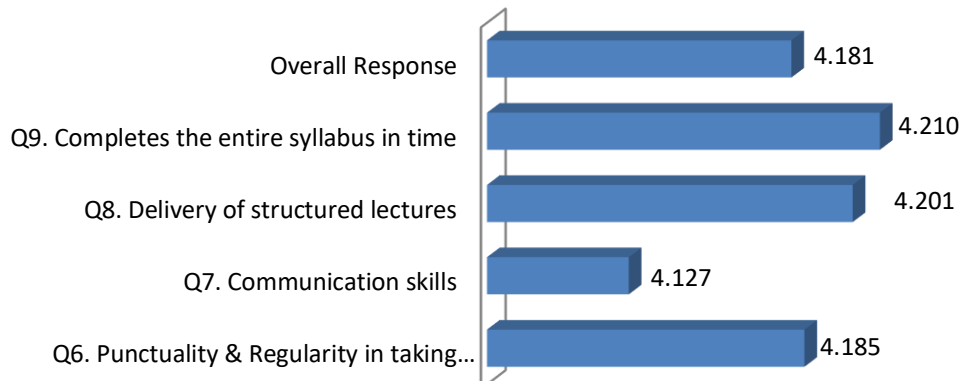
SL. No.	Questions	Average Score
Feedback on Course Objective (05 Point scale)		
1	The Course so far has provided new-Knowledge	4.51
2	After attending the course awareness or insight of the subject has improved	4.50
3	The course is interesting and relevant	4.50
4	The course is up to date and industry designed	4.49
5	The course may be helpful in future goal	4.50
	Course Objective(Overall Response)	4.50
General Observations (05 Point scale)		
6	Punctuality and Regularity in taking class	4.18
7	Communication skills	4.13
8	Delivery of structured lectures	4.20
9	Completes the entire syllabus in time	4.21
	General Observations (Overall Response)	4.18
Skill Development (05 Point scale)		
10	Skill of linking subject to life experience and creating interest in the subject	4.18
11	Refers to latest developments in the related field	4.17

12	Scheduled organization of Assignments, Class tests, Quizzes, Seminars etc.	4.22
13	Helps the students through Instructions/Demonstrations	4.13
	Skill Development (Overall Response)	4.18
Innovations & Methodology (05 Point scale)		
14	Use of innovative teaching methods (Case Study, Group Discussion, Problem Solving etc.).	4.13
15	Use of open education resources.	4.14
16	Use of teaching aids (OHP, PPT etc.).	4.16
17	Blackboard / White board work in terms of legibility, visibility and structure.	3.80
	Innovations & Methodology (Overall Response)	4.06
Commitment & Command (05 Point scale)		
18	Effective control mechanism to conduct the class.	3.80
19	Tendency of inviting opinion and questions on subject matter from students.	4.16
20	Skill of addressing inappropriate behavior of student.	4.17
21	Inspires students to maintain discipline.	4.16
	Commitment & Command (Overall Response)	4.07
Help & Motivation (05 Point scale)		
22	Availability / willingness to guide the students beyond regular lecture hours.	4.15
23	Helps students facing physical, emotional and learning challenges.	4.22
24	Gives equal attention to all students.	4.10
25	Motivate students for their future goals in realizing their strengths and needs.	4.21
	Help & Motivation (Overall Response)	4.17

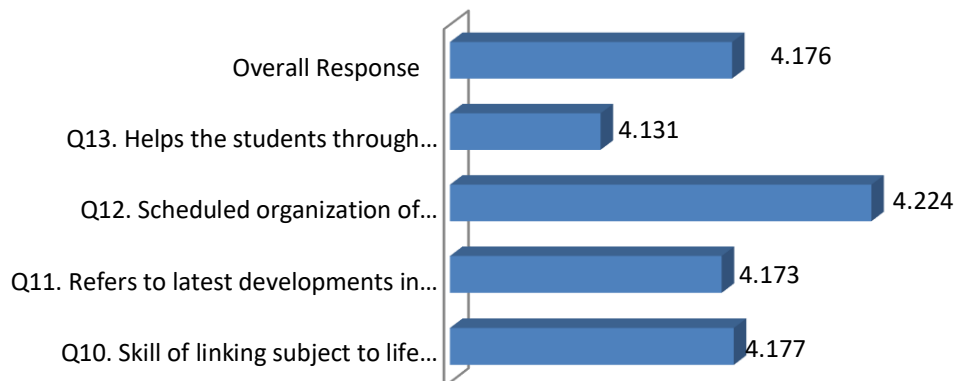
Feedback on Course Objective (05 Point scale)



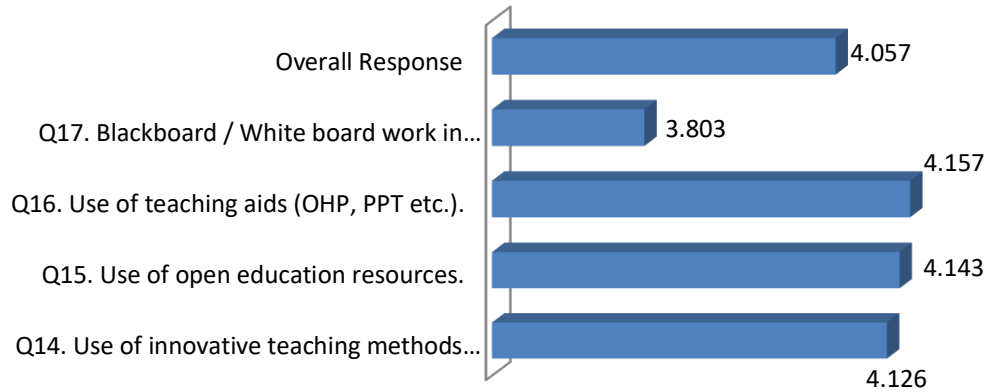
General Observations (05 Point scale)



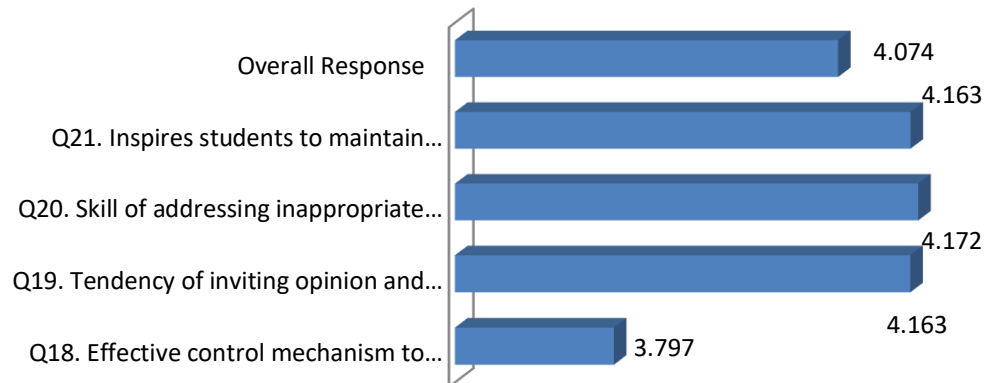
Skill Development (05 Point scale)



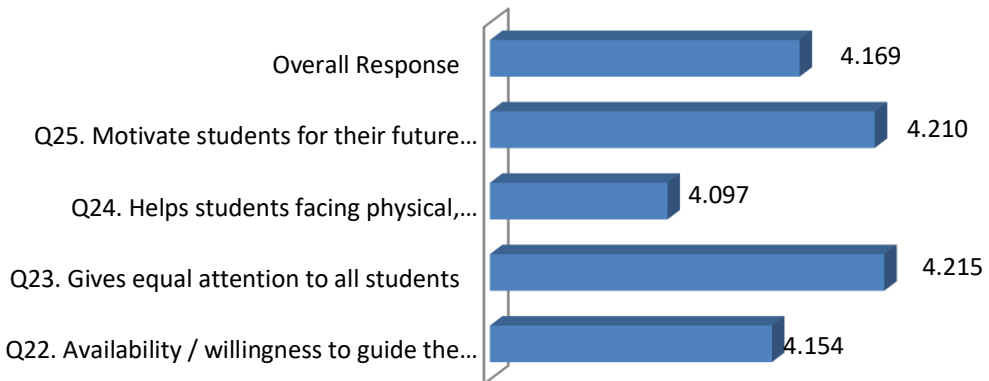
Innovations & Methodology (05 Point scale)



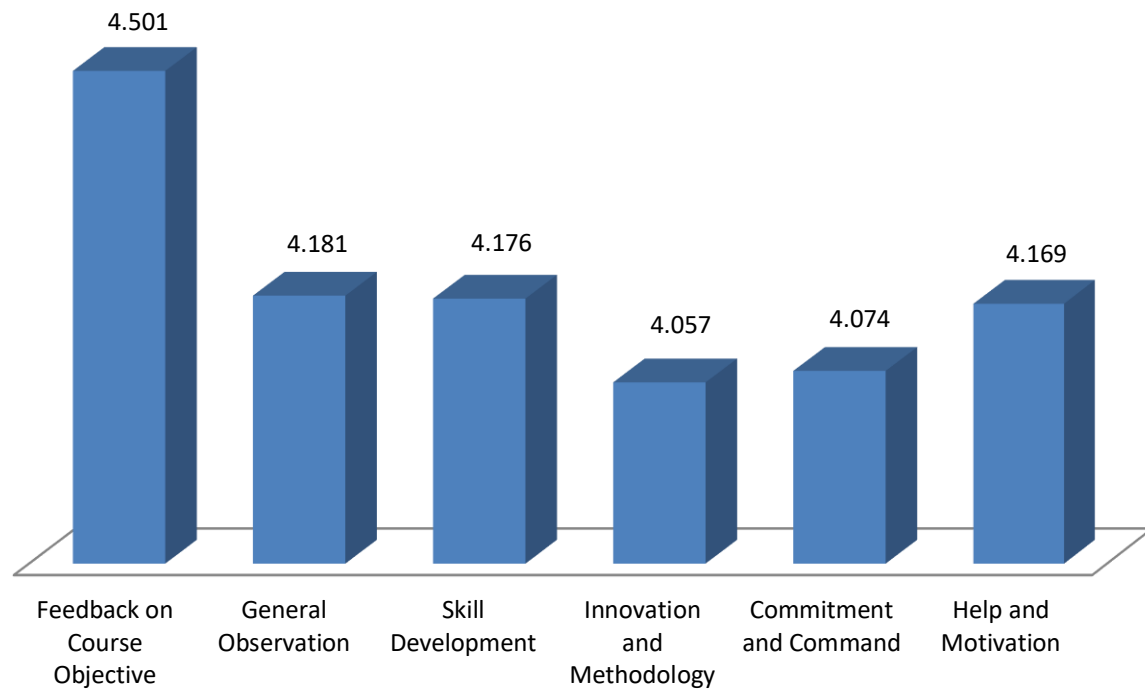
Commitment & Command (05 Point scale)



Help & Motivation (05 Point scale)



**Performance Score
(05 Point scale)**



3. Student's Feedback on University Facilities & Ambience

3.1 Feedback analysis on University Facilities & Ambience

Frequency per Year-1

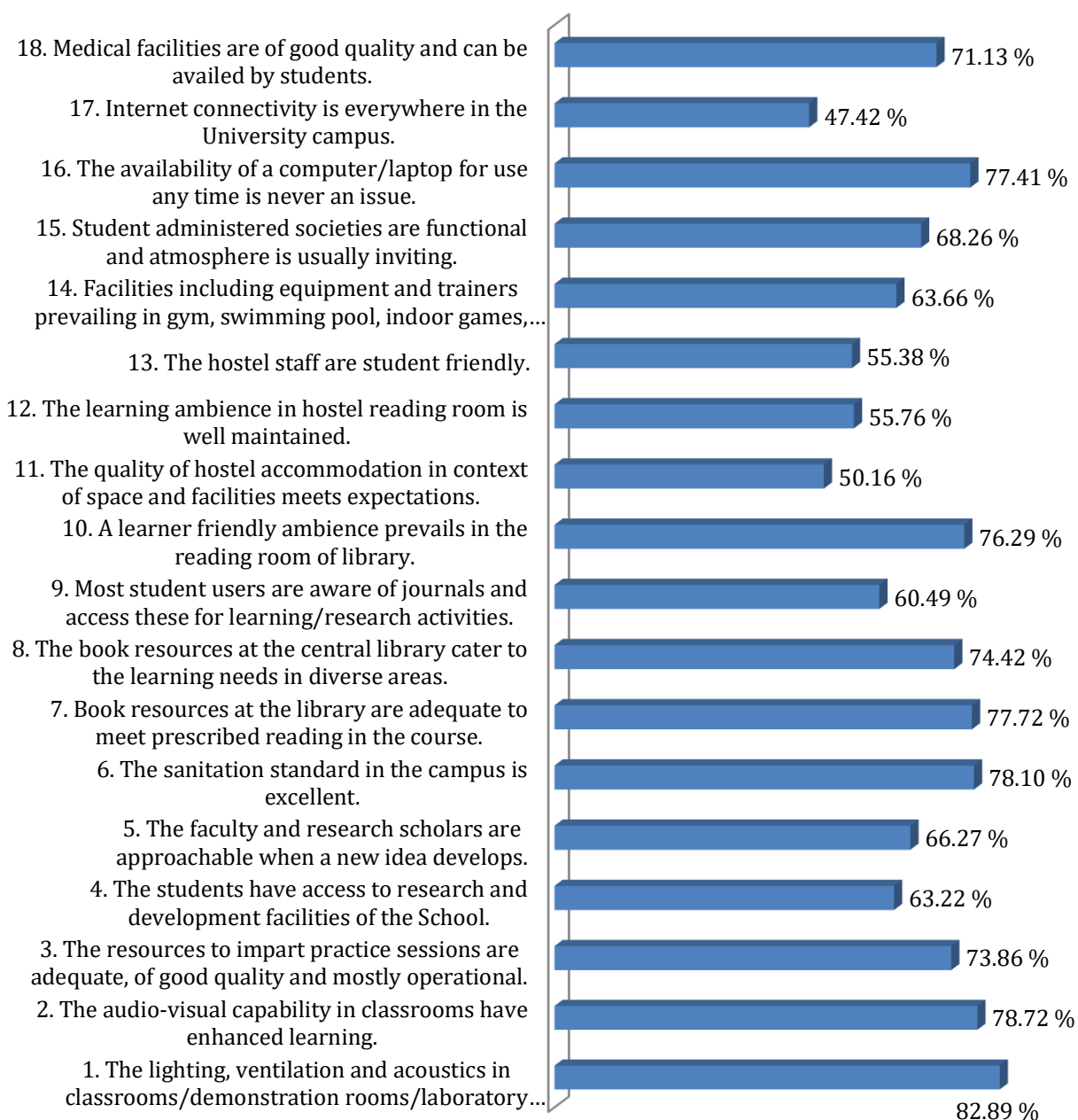
The students' responses have been collected on institutional facilities for different questions as mentioned in the below table and analyzed for further action.

Table 2 : Questions and Average Performance based on Students' Response

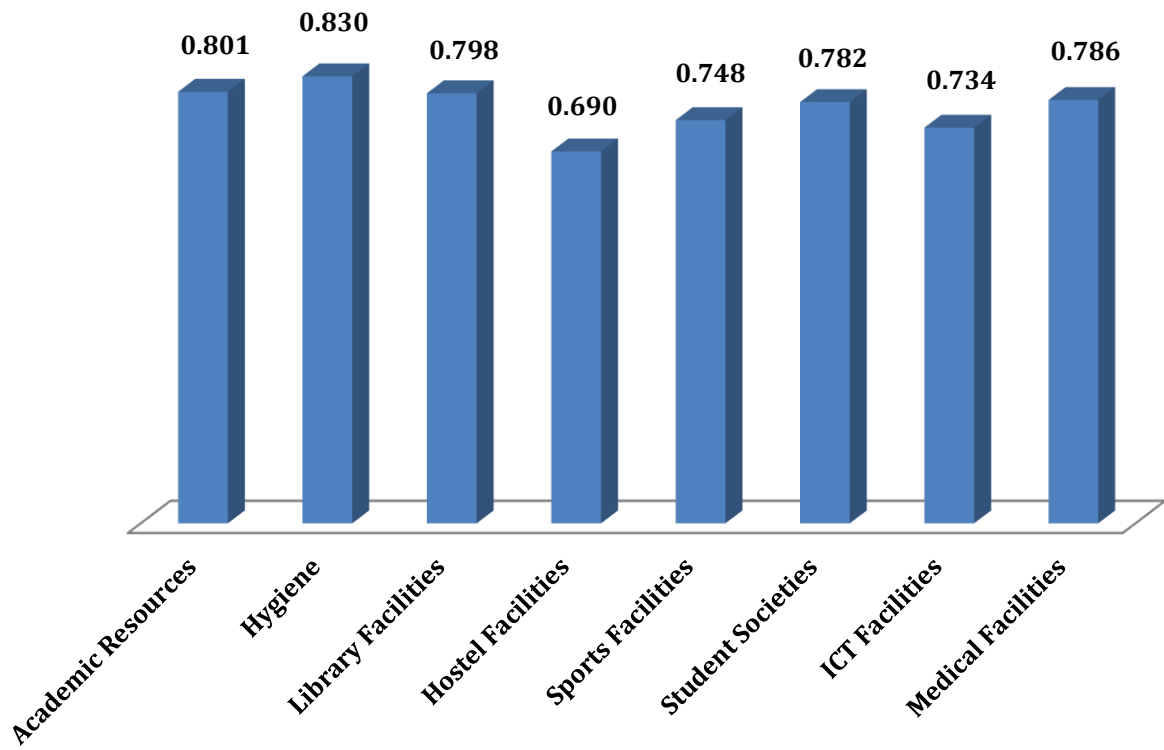
SL. No.	Questions	Average Score
1	The lighting, ventilation and acoustics in classrooms/demonstration rooms/laboratory rooms present an inviting setup for learning.	4.27
2	The audio-visual capability in classrooms have enhanced learning.	4.14
3	The resources to impart practice sessions are adequate, of good quality and mostly operational.	4.01
4	The students have access to research and development facilities of the School.	3.77
5	The faculty and research scholars are approachable when a new idea develops.	3.84
6	The sanitation standard in the campus is excellent	4.15
7	Book resources at the library are adequate to meet prescribed reading in the course.	4.13
8	The book resources at the central library cater to the learning needs in diverse areas.	4.06
9	Most student users are aware of journals and access these for learning/research activities.	3.67
10	A learner friendly ambience prevails in the reading room of library.	4.10
11	The quality of hostel accommodation in context of space and facilities meets expectations.	3.36
12	The learning ambience in hostel reading room is well maintained.	3.50
13	The hostel staff are student friendly.	3.49
14	Facilities including equipment and trainers prevailing in gym, swimming pool, indoor games, outdoor games meet requirement of amateurs and professionals.	3.74
15	Student administered societies are functional and atmosphere is	3.91

	usually inviting.	
16	The availability of a computer/laptop for use any time is never an issue.	4.12
17	Internet connectivity is everywhere in the University campus.	3.22
18	Medical facilities are of good quality and can be availed by students.	3.93

Satisfaction Index of Students on Facilities and ambience (%)



Score Index on University Facilities & Ambience



3. Parents' Feedback

3.1 Feedback analysis of Parents Respondents

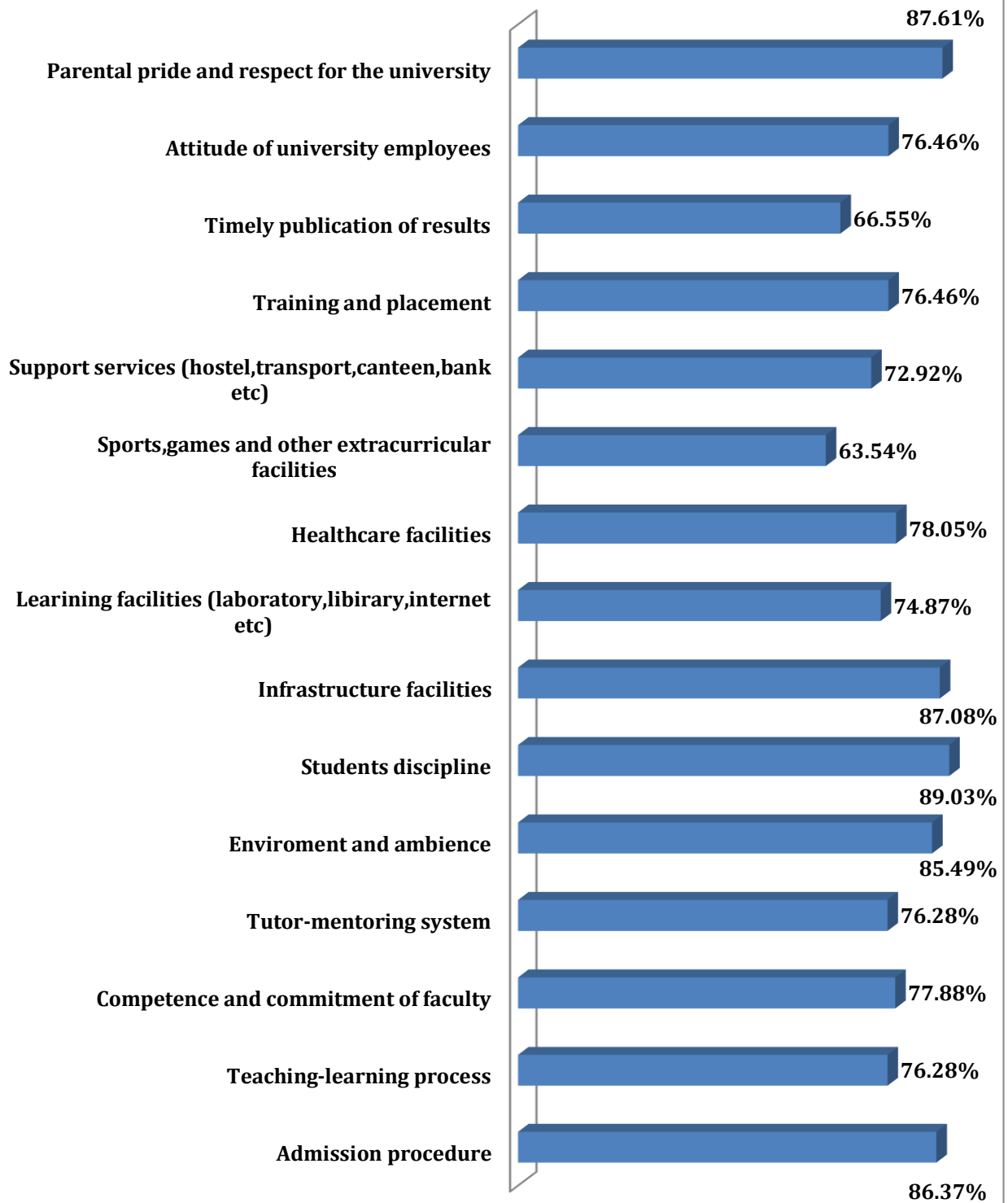
Frequency per Year-01

The parents' responses have been collected for different questions as mentioned in the below table and analysed for further action.

Table 3: Questions and Average Performance based on Parents' Response

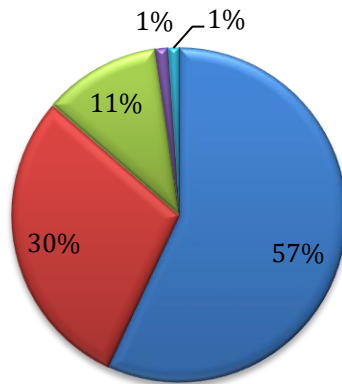
SL. No.	Questions	Average Score (Scale of 5)
1	Admission Procedure	4.40
2	Teaching & learning process	4.08
3	Competence and commitment of faculty	4.13
4	Tutor & mentoring system	4.11
5	Environment and ambience	4.36
6	Infrastructure facilities	4.50
7	Learning resources (Laboratory, Library, Internet etc.	4.36
8	Health care facilities	4.05
9	Sports, games and other extracurricular facilities	4.18
10	Hostel, Transport, Canteen, etc.	3.79
11	Training and Placement	4.02
12	Timely publication of results	4.10
13	Grievance redressal	3.84
14	Attitude of university employees	4.10
15	Parental pride and respect for the university	4.39

Parent's Satisfaction Index (%)



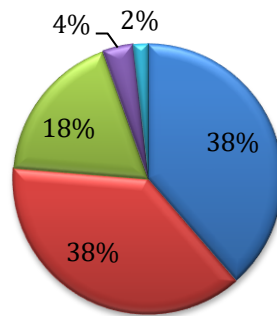
Admission procedure

■ Excellent ■ Very Good ■ Good ■ Average ■ Below Average



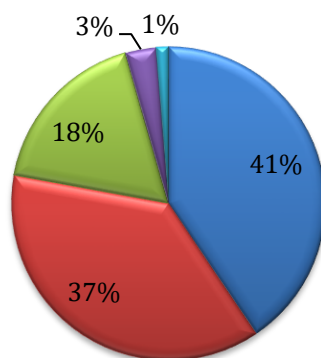
Teaching-learning process

■ Excellent ■ Very Good ■ Good ■ Average ■ Below Average



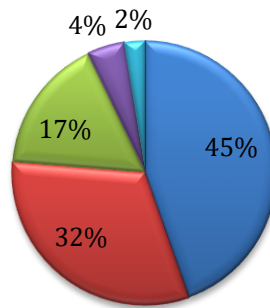
Competence and commitment of faculty

■ Excellent ■ Very Good ■ Good ■ Average ■ Below Average



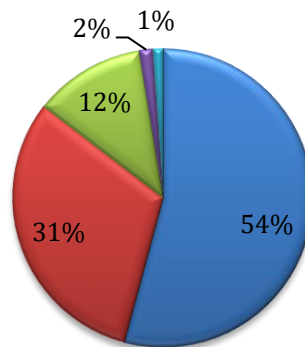
Tutor-mentoring system

■ Excellent ■ Very Good ■ Good ■ Average ■ Below Average



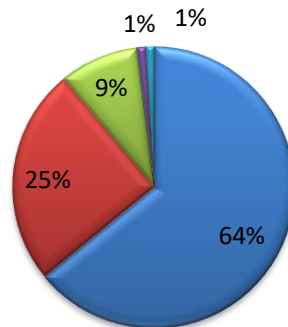
Enviroment and ambience

■ Excellent ■ Very Good ■ Good ■ Average ■ Below Average



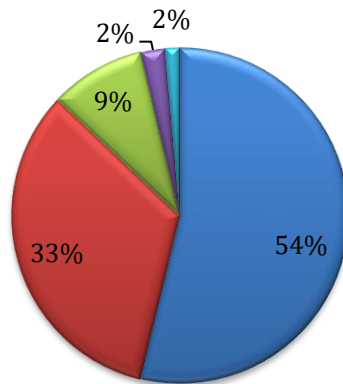
Students discipline

■ Excellent ■ Very Good ■ Good ■ Average ■ Below Average



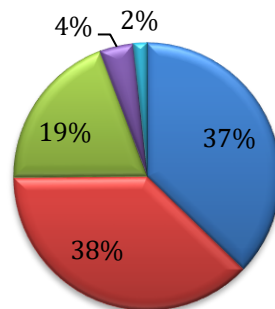
Infrastructure facilities

■ Excellent ■ Very Good ■ Good ■ Average ■ Below Average



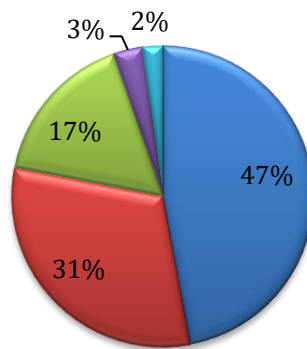
Learining facilities (laboratory,libirary,internet etc)

■ Excellent ■ Very Good ■ Good ■ Average ■ Below Average



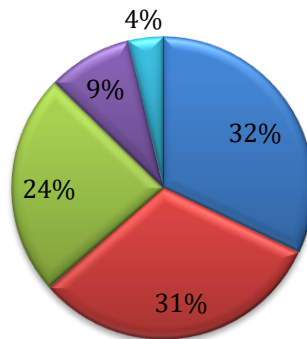
Healthcare facilities

■ Excellent ■ Very Good ■ Good ■ Average ■ Below Average



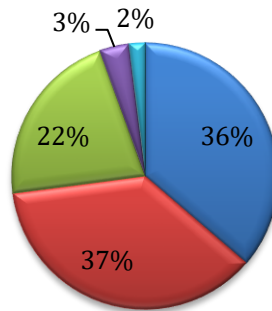
Sports,games and other extracurricular facilities

■ Excellent ■ Very Good ■ Good ■ Average ■ Below Average



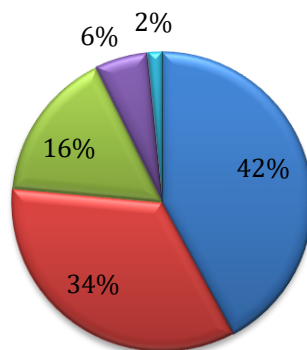
Support services (hostel,transport,canteen,bank etc)

■ Excellent ■ Very Good ■ Good ■ Average ■ Below Average



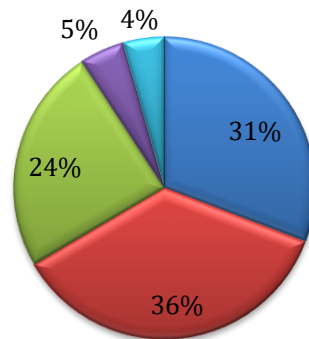
Training and placement

■ Excellent ■ Very Good ■ Good ■ Average ■ Below Average



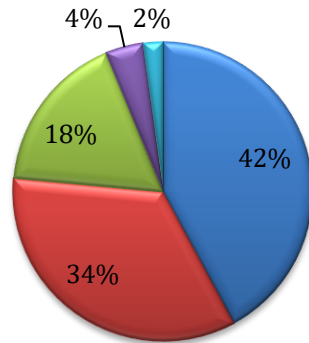
Timely publication of results

■ Excellent ■ Very Good ■ Good ■ Average ■ Below Average



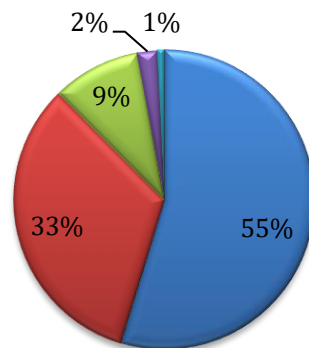
Attitude of University employees

■ Excellent ■ Very Good ■ Good ■ Average ■ Below Average

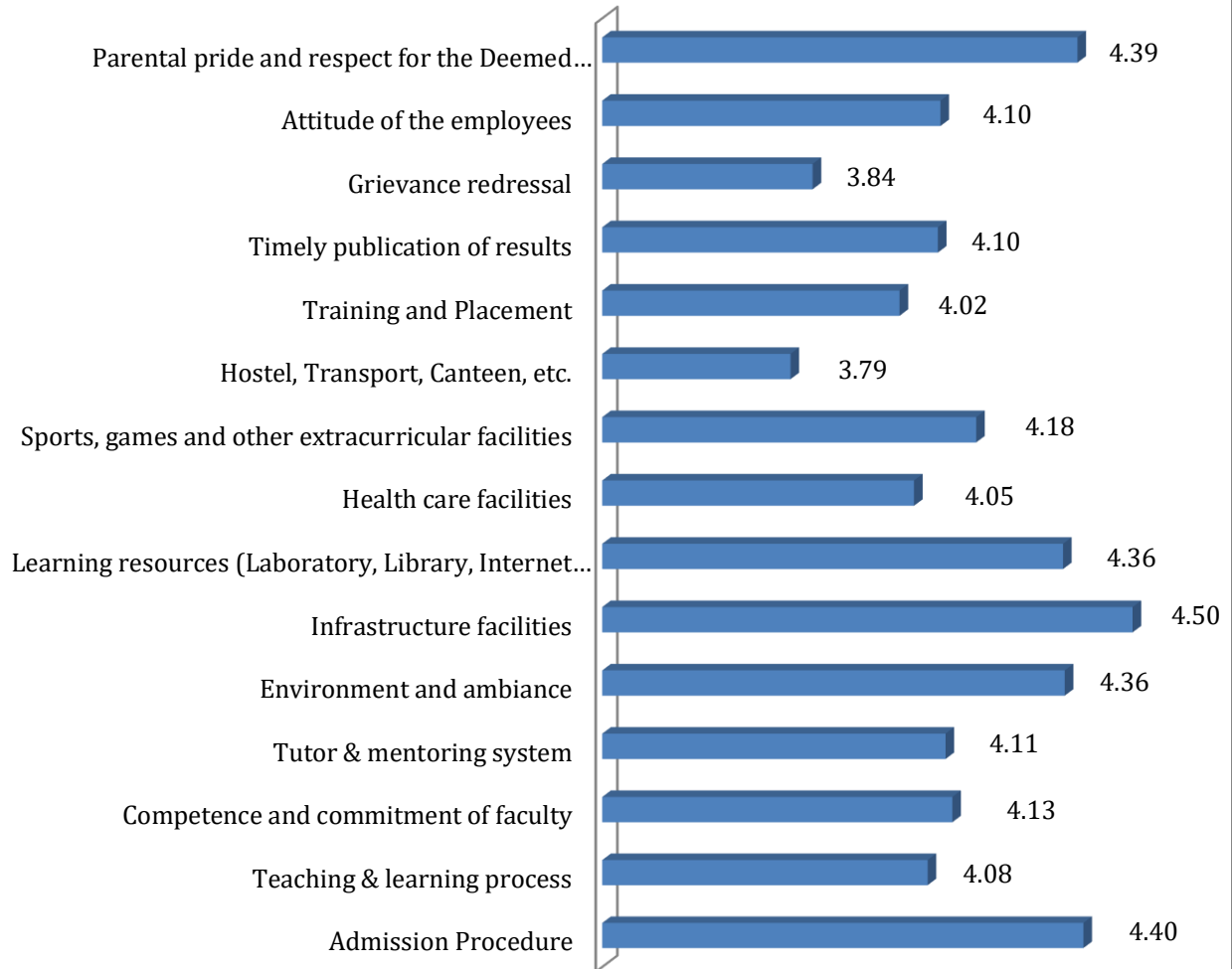


Parental pride and respect for the University

■ Excellent ■ Very Good ■ Good ■ Average ■ Below Average



Parent's Average Score



4. Alumni Feedback

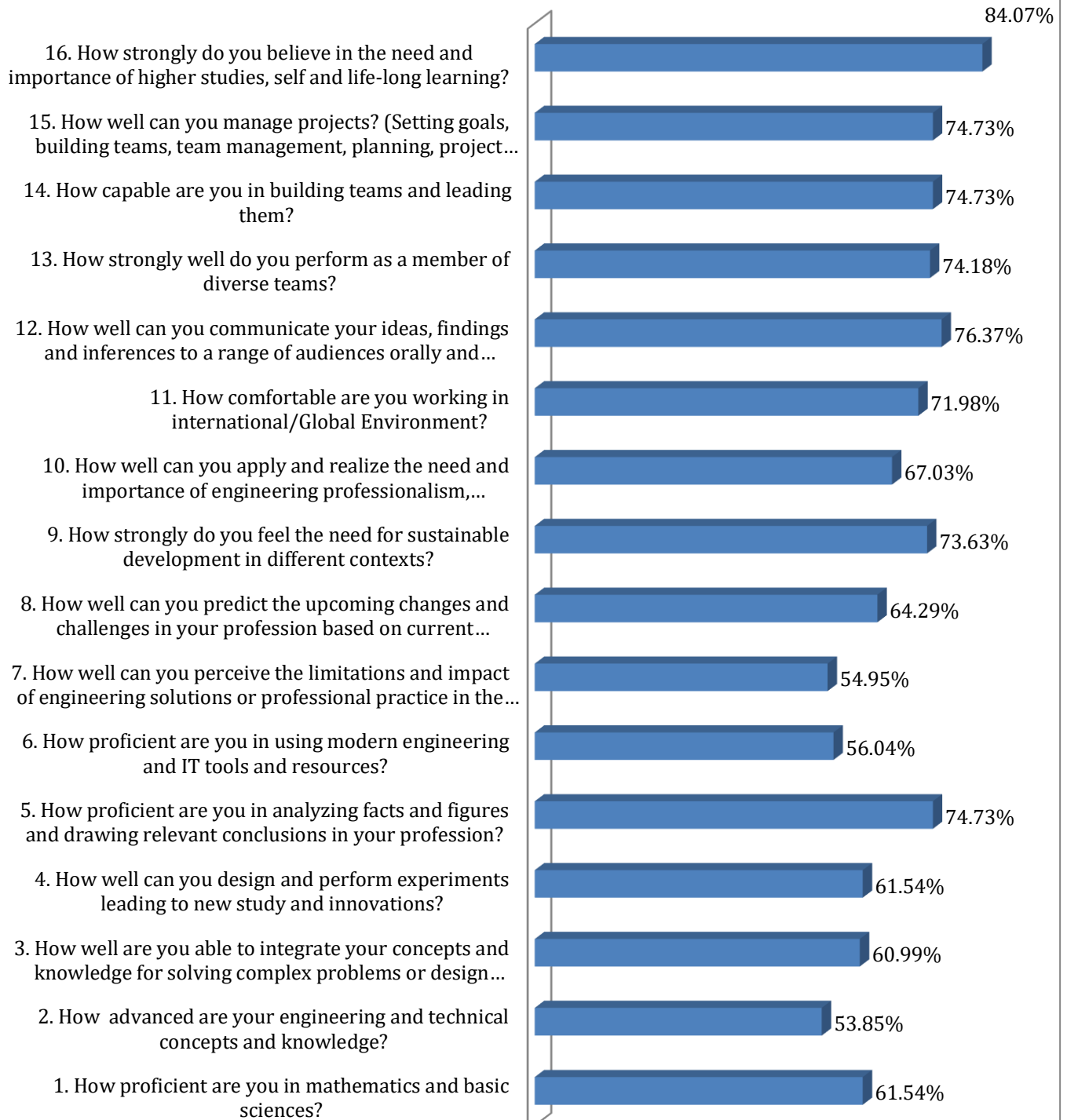
5.1 Feedback analysis of Alumni Responses

Frequency per Year-1

The alumnus responses have been collected for different questions as mentioned in the below table and analysed for further action.

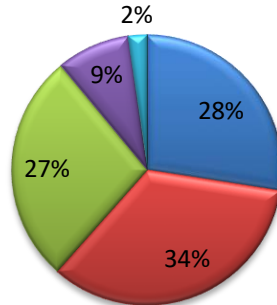
Table: 4 Questions and Average Performance based on Alumni Response		
SL. No.	Questions	Average
1	How proficient are you in mathematics and basic sciences?	3.76
2	How advanced are your engineering and technical concepts and knowledge?	3.48
3	How well are you able to integrate your concepts and knowledge for solving complex problems or design systems/products?	3.7
4	How well can you design and perform experiments leading to new study and innovations?	3.75
5	How proficient are you in analysing facts and figures and drawing relevant conclusions in your profession?	4.04
6	How proficient are you in using modern engineering and IT tools and resources?	3.65
7	How well can you perceive the limitations and impact of engineering solutions or professional practice in the context of societal, legal, health, safety, economic and environmental contexts?	3.59
8	How well can you predict the upcoming changes and challenges in your profession based on current scenarios nationally and globally?	3.78
9	How strongly do you feel the need for sustainable development in different contexts?	4.02
10	How well can you apply and realize the need and importance of engineering professionalism, responsibility and ethical standards?	3.85
11	How comfortable are you working in international/Global Environment?	4.04
12	How well can you communicate your ideas, findings and inferences to a range of audiences orally and through written form?	4.04
13	How strongly well do you perform as a member of diverse teams?	4.05
14	How capable are you in building teams and leading them?	4.1
15	How well can you manage projects? (Setting goals, building teams, team management, planning, project execution, etc.)	4.05
16	How strongly do you believe in the need and importance of higher studies, self and life-long learning?	4.37

Satisfaction Index of Alumni (%)



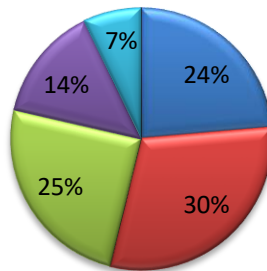
1. How proficient are you in mathematics and basic sciences?

■ Excellent ■ Very Good ■ Good ■ Average ■ Below Average



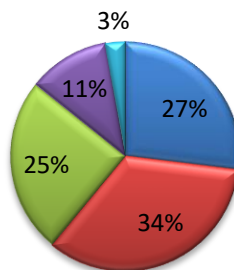
2. How advanced are your engineering and technical concepts and knowledge?

■ Excellent ■ Very Good ■ Good ■ Average ■ Below Average



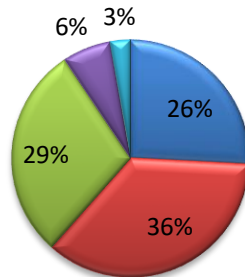
3. How well are you able to integrate your concepts and knowledge for solving complex problems or design systems/products?

■ Excellent ■ Very Good ■ Good ■ Average ■ Below Average



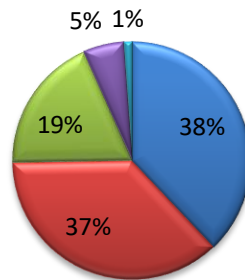
4. How well can you design and perform experiments leading to new study and innovations?

■ Excellent ■ Very Good ■ Good ■ Average ■ Below Average



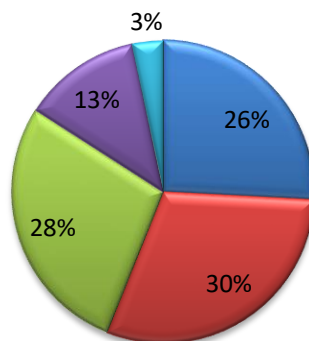
5. How proficient are you in analyzing facts and figures and drawing relevant conclusions in your profession?

■ Excellent ■ Very Good ■ Good ■ Average ■ Below Average



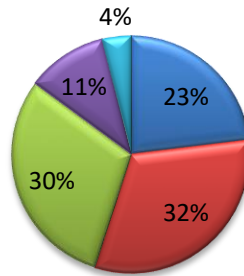
6. How proficient are you in using modern engineering and IT tools and resources?

■ Excellent ■ Very Good ■ Good ■ Average ■ Below Average



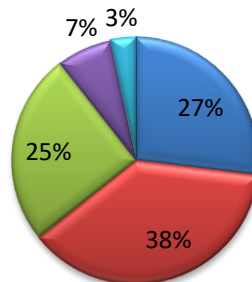
7. How well can you perceive the limitations and impact of engineering solutions or professional practice in the context of societal, legal, health, safety, economic and environmental contexts?

■ Excellent ■ Very Good ■ Good ■ Average ■ Below Average



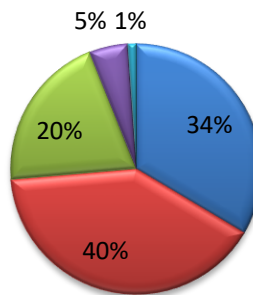
8. How well can you predict the upcoming changes and challenges in your profession based on current scenarios nationally and globally?

■ Excellent ■ Very Good ■ Good ■ Average ■ Below Average



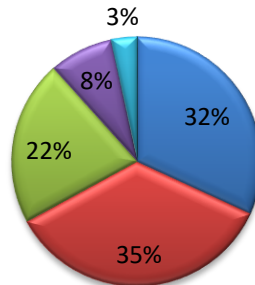
9. How strongly do you feel the need for sustainable development in different contexts?

■ Excellent ■ Very Good ■ Good ■ Average ■ Below Average



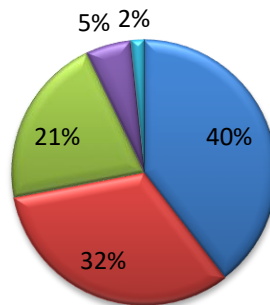
10. How well can you apply and realize the need and importance of engineering professionalism, responsibility and ethical standards?

■ Excellent ■ Very Good ■ Good ■ Average ■ Below Average



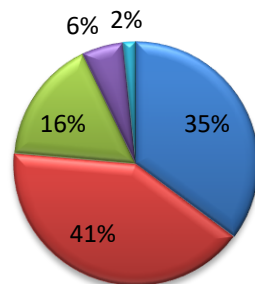
11. How comfortable are you working in international/Global Environment?

■ Excellent ■ Very Good ■ Good ■ Average ■ Below Average



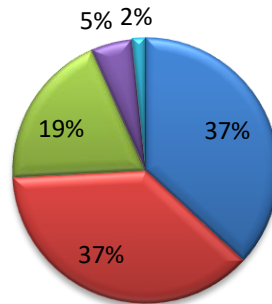
12. How well can you communicate your ideas, findings and inferences to a range of audiences orally and through written form?

■ Excellent ■ Very Good ■ Good ■ Average ■ Below Average



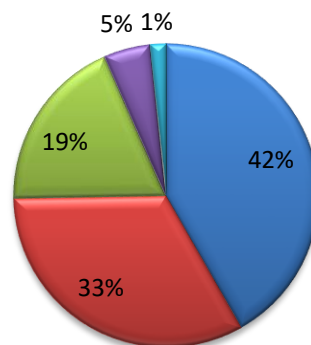
13. How strongly well do you perform as a member of diverse teams?

■ Excellent ■ Very Good ■ Good ■ Average ■ Below Average



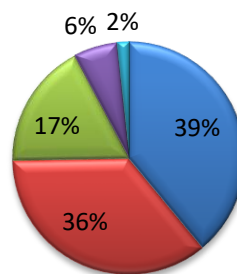
14. How capable are you in building teams and leading them?

■ Excellent ■ Very Good ■ Good ■ Average ■ Below Average



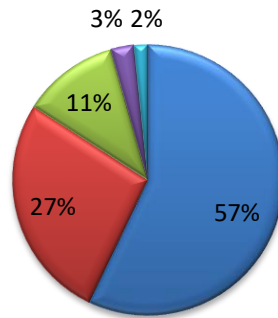
15. How well can you manage projects? (Setting goals, building teams, team management, planning, project execution, etc.)

■ Excellent ■ Very Good ■ Good ■ Average ■ Below Average



16. How strongly do you believe in the need and importance of higher studies, self and life-long learning?

■ Excellent ■ Very Good ■ Good ■ Average ■ Below Average



5. Employers' Feedback

5.1 Feedback analysis of Employer's Respondents

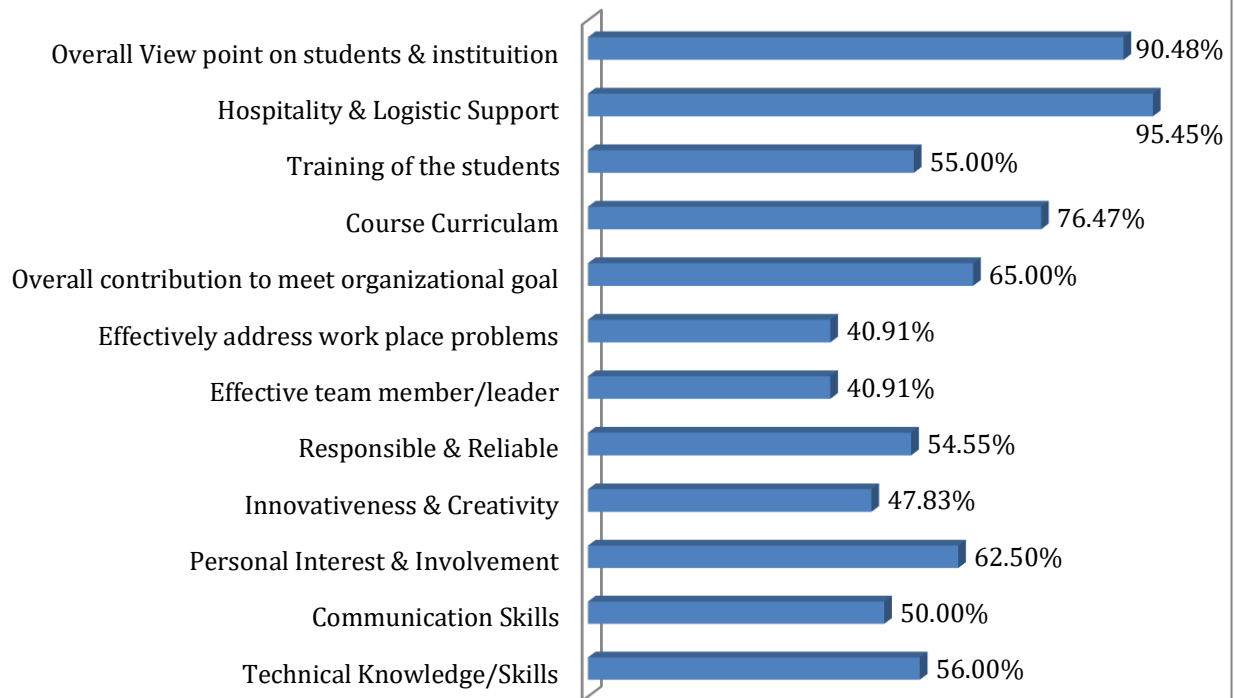
Frequency per Year-1

The employers' responses have been collected for different questions as mentioned in the below table and analyzed for further action.

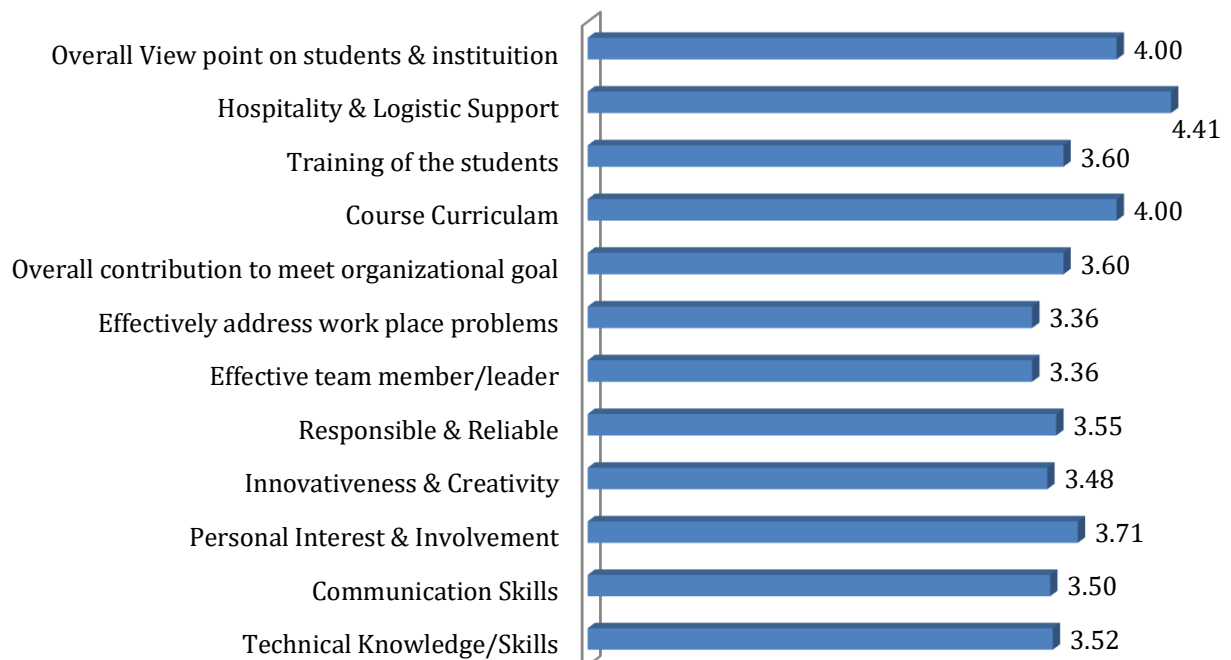
Table 5: Questions and Average Performance based on Employer's Response

Sl. No.	Questions	Average Score (Scale of 5)
1	Technical / skills	3.52
2	Communication skills	3.50
3	Personal interest & involvement	3.71
4	Innovativeness & creativity	3.48
5	Responsible & reliable	3.55
6	Effective team member/leader	3.36
7	Effectively address work place problems	3.36
8	Overall contribution to meet organizational global	3.60
9	Course curriculum	4.00
10	Training of the students	3.60
11	Hospitality and logistics support	4.41
12	Overall view point on students & institution	4.00

Satisfaction Index of Employers (%)



Average Score (05 point scale)



6. Teacher's Feedback

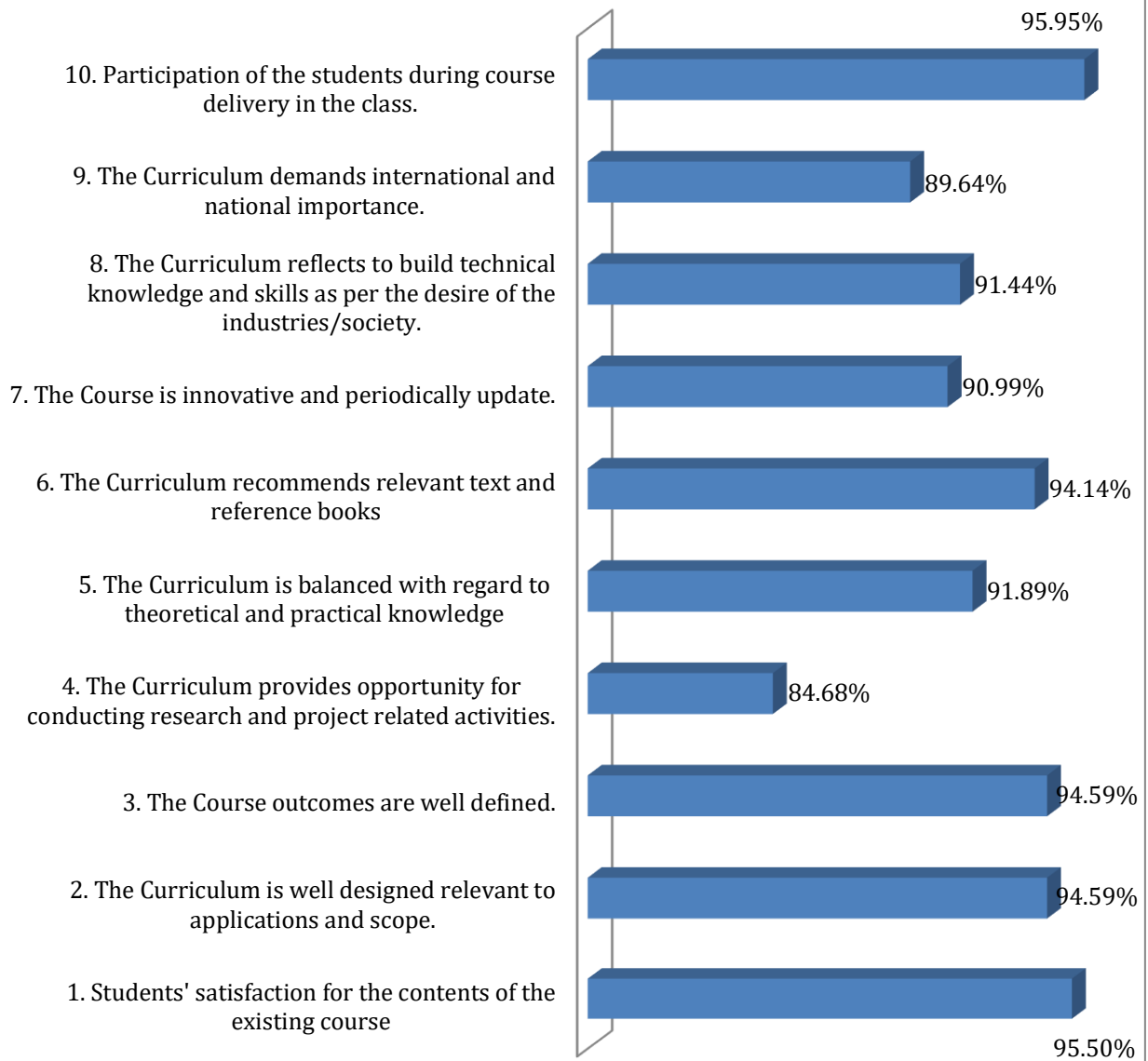
6.1 Feedback analysis of Teacher's Responses

Frequency per Year-1

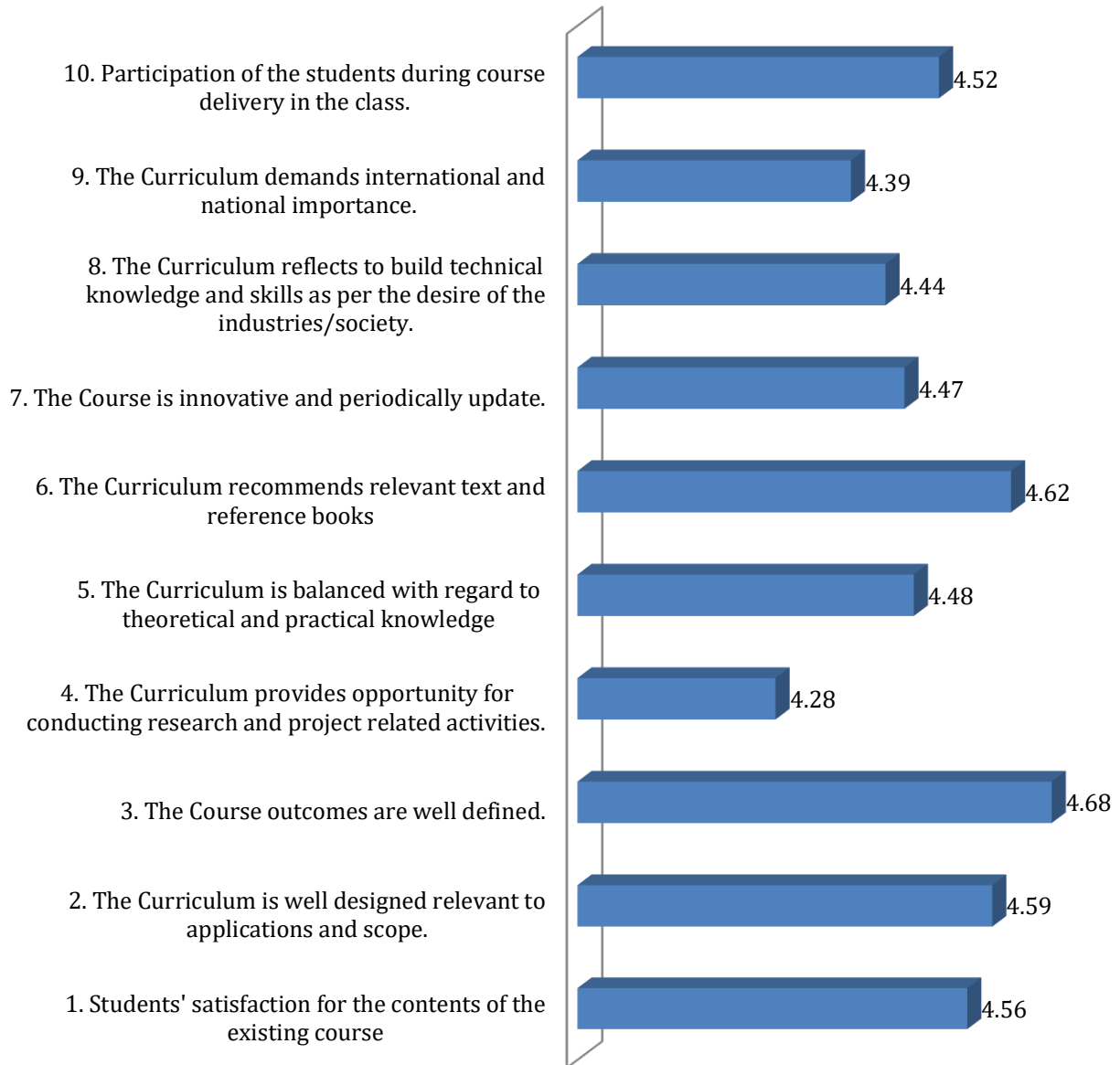
The Teacher responses have been collected for different questions as mentioned in the below table and analysed for further action.

Table 6: Questions and Average Performance based on Teacher's Response		
SL. No.	Questions	Average
1	Students' satisfaction for the contents of the existing course	4.56
2	The Curriculum is well designed relevant to applications and scope	4.59
3	The Course outcomes are well defined	4.68
4	The Curriculum provides opportunity for conducting research and project related activities	4.28
5	The Curriculum is balanced with regard to theoretical and practical knowledge	4.48
6	The Curriculum recommends relevant text and reference books	4.62
7	The Course is innovative and periodically update.	4.47
8	The Curriculum reflects to build technical knowledge and skills as per the desire of the industries/society.	4.44
9	The Curriculum demands international and national importance.	4.39
10	Participation of the students during course delivery in the class.	4.52

Satisfaction Index of Teachers (%)



Average Score (05 Point Scale)



7. Analysis of Feedback:

- Feedback on Student's access to research and development facilities of the School was moderate.
- Responses in regards learning ambience in hostel and staff was average.
- Feedback on student societies in context to their inviting ambience, internet and medical services was moderate.
- Parents are overall satisfied; average response was on support services (Transport, Canteen etc.) and effectiveness of grievance redressal.
- Alumni responses was general; average response on their proficiency in technical areas, application of learning to solve complex issues, innovate, predict changes globally.
- Employers had average responses on technical, communication, and teamwork skills of the graduates. Further they had moderate responses on students' interest, creativity, reliability noted; workplace problem-solving capacity.

8. Corrective measures to be taken in the next academic year:

- School heads should communicate procedure to access school's research and development facilities to students. They also should take special initiative to enhance the proficiency level of students in their creativity, application of learning to solve complex issues and predict changes globally.
- Hostel administration should enhance the learning ambiance in hostel and staff should be counseled to be student friendly.
- Student/ Technical Societies should create an inviting atmosphere to accept student ideas.
- Grievance redressal procedures and its effectiveness should be properly communicated to students and parents by Grievance cells of the University.
- Training and Placement Cell should take more initiatives to enhance the technical, communication, workplace problem-solving capacity and improve teamwork skills of the graduates.

Student Feedback on Curriculum, Teaching & Learning

* Required

INTERNAL QUALITY ASSURANCE CELL

Instructions:

1. Put
a Tick (✓) mark in the following table that reflects your choice.
2. Give
your opinion based on your observation / experience with an open and unbiased
mind.
3. Do
not disclose your personal identity anywhere in the questionnaire.

1. **Name of the School & Branch:** *

2. **Programme:** *

3. **Semester:** *

4. **Session:** *

5. **Subject / Paper taught:** *

6. **Course Code: ***

7. **Name of the teacher: ***

Course Objective

Give your opinion for respective points (1 to 5) in Yes / No only.

8. 1. The course so far has provided new knowledge

Check all that apply.

☐ Yes

☐ No

9. 2. After attending the course awareness or insight of the subject has improved.

Check all that apply.

☐ Yes

☐ No

10. 3. The course is interesting and relevant.

Check all that apply.

☐ Yes

☐ No

11. 4. The Course is up to date and Industry designed.

Check all that apply.

☐ Yes

☐ No

12. 5. The course may be helpful in future goal.

Check all that apply.

☐ Yes

☐ No

Put a Tick (✓) mark in the following points (6 to 25) that reflects your choice.

General Observations

13. 6. Punctuality & Regularity in taking Classes.

Mark only one oval per row.

	Excellent [5]	Very Good [4]	Good [3]	Average [2]	Below Avg. [1]
.	<input type="radio"/>	<input type="radio"/>	<input type="radio"/>	<input type="radio"/>	<input type="radio"/>

14. 7. Communication skills

Mark only one oval per row.

	Excellent [5]	Very Good [4]	Good [3]	Average [2]	Below Avg. [1]
.	<input type="radio"/>	<input type="radio"/>	<input type="radio"/>	<input type="radio"/>	<input type="radio"/>

15. 8. Delivery of structured lectures

Mark only one oval per row.

	Excellent [5]	Very Good [4]	Good [3]	Average [2]	Below Avg. [1]
.	<input type="radio"/>	<input type="radio"/>	<input type="radio"/>	<input type="radio"/>	<input type="radio"/>

16. 9. Completes the entire syllabus in time

Mark only one oval per row.

	Excellent [5]	Very Good [4]	Good [3]	Average [2]	Below Avg. [1]
.	<input type="radio"/>	<input type="radio"/>	<input type="radio"/>	<input type="radio"/>	<input type="radio"/>

Skill Development

17. 10. Skill of linking subject to life experience and creating interest in the subject.

Mark only one oval per row.

Excellent [5]	Very Good [4]	Good [3]	Average [2]	Below Avg. [1]
<input type="radio"/>	<input type="radio"/>	<input type="radio"/>	<input type="radio"/>	<input type="radio"/>

18. 11. Refers to latest developments in the related field.

Mark only one oval per row.

Excellent [5]	Very Good [4]	Good [3]	Average [2]	Below Avg. [1]
<input type="radio"/>	<input type="radio"/>	<input type="radio"/>	<input type="radio"/>	<input type="radio"/>

19. 12. Scheduled organization of Assignments, Class tests, Quizzes, Seminars etc.

Mark only one oval per row.

Excellent [5]	Very Good [4]	Good [3]	Average [2]	Below Avg. [1]
<input type="radio"/>	<input type="radio"/>	<input type="radio"/>	<input type="radio"/>	<input type="radio"/>

20. 13. Helps the students through Instructions / Demonstrations

Mark only one oval per row.

Excellent [5]	Very Good [4]	Good [3]	Average [2]	Below Avg. [1]
<input type="radio"/>	<input type="radio"/>	<input type="radio"/>	<input type="radio"/>	<input type="radio"/>

Innovations & Methodology

Student Feedback on Curriculum, Teaching & Learning

21. 14. Use of innovative teaching methods (Case Study, Group Discussion, Problem Solving etc.).

Mark only one oval per row.

	Excellent [5]	Very Good [4]	Good [3]	Average [2]	Below Avg. [1]
.	<input type="radio"/>	<input type="radio"/>	<input type="radio"/>	<input type="radio"/>	<input type="radio"/>

22. 15. Use of open education resources.

Mark only one oval per row.

	Excellent [5]	Very Good [4]	Good [3]	Average [2]	Below Avg. [1]
.	<input type="radio"/>	<input type="radio"/>	<input type="radio"/>	<input type="radio"/>	<input type="radio"/>

23. 16. Use of teaching aids (OHP, PPT etc.).

Mark only one oval per row.

	Excellent [5]	Very Good [4]	Good [3]	Average [2]	Below Avg. [1]
.	<input type="radio"/>	<input type="radio"/>	<input type="radio"/>	<input type="radio"/>	<input type="radio"/>

24. 17. Blackboard / White board work in terms of legibility, visibility and structure.

Mark only one oval per row.

	Excellent [5]	Very Good [4]	Good [3]	Average [2]	Below Avg. [1]
.	<input type="radio"/>	<input type="radio"/>	<input type="radio"/>	<input type="radio"/>	<input type="radio"/>

Commitment & Command

25. 18. Effective control mechanism to conduct the class.

Mark only one oval per row.

	Excellent [5]	Very Good [4]	Good [3]	Average [2]	Below Avg. [1]
.	<input type="radio"/>	<input type="radio"/>	<input type="radio"/>	<input type="radio"/>	<input type="radio"/>

Student Feedback on Curriculum, Teaching & Learning

26. 19. Tendency of inviting opinion and questions on subject matter from students.

Mark only one oval per row.

	Excellent [5]	Very Good [4]	Good [3]	Average [2]	Below Avg. [1]
.	<input type="radio"/>	<input type="radio"/>	<input type="radio"/>	<input type="radio"/>	<input type="radio"/>

27. 20. Skill of addressing inappropriate behavior of student.

Mark only one oval per row.

	Excellent [5]	Very Good [4]	Good [3]	Average [2]	Below Avg. [1]
.	<input type="radio"/>	<input type="radio"/>	<input type="radio"/>	<input type="radio"/>	<input type="radio"/>

28. 21. Inspires students to maintain discipline.

Mark only one oval per row.

	Excellent [5]	Very Good [4]	Good [3]	Average [2]	Below Avg. [1]
.	<input type="radio"/>	<input type="radio"/>	<input type="radio"/>	<input type="radio"/>	<input type="radio"/>

Help & Motivation

29. 22. Availability / willingness to guide the students beyond regular lecture hours.

Mark only one oval per row.

	Excellent [5]	Very Good [4]	Good [3]	Average [2]	Below Avg. [1]
.	<input type="radio"/>	<input type="radio"/>	<input type="radio"/>	<input type="radio"/>	<input type="radio"/>

30. 23. Gives equal attention to all students

Mark only one oval per row.

	Excellent [5]	Very Good [4]	Good [3]	Average [2]	Below Avg. [1]
.	<input type="radio"/>	<input type="radio"/>	<input type="radio"/>	<input type="radio"/>	<input type="radio"/>

Student Feedback on Curriculum, Teaching & Learning

31. 24. Helps students facing physical, emotional and learning challenges.

Mark only one oval per row.

Excellent [5]	Very Good [4]	Good [3]	Average [2]	Below Avg. [1]
<input type="radio"/>	<input type="radio"/>	<input type="radio"/>	<input type="radio"/>	<input type="radio"/>

32. 25. Motivate students for their future goals in realizing their strengths and needs.

Mark only one oval per row.

Excellent [5]	Very Good [4]	Good [3]	Average [2]	Below Avg. [1]
<input type="radio"/>	<input type="radio"/>	<input type="radio"/>	<input type="radio"/>	<input type="radio"/>

33. **Suggestions (if any) for the improvement on Curriculum, Teaching / Learning process:**

Thank You

This content is neither created nor endorsed by Google.

Google Forms

FEEDBACK FROM PARENTS

* Required

INTERNAL QUALITY ASSURANCE CELL

Dear Parent,

Greetings from the KIIT University!

KIIT, Deemed to be University is one of the most prestigious Institutions in India. Apart from global recognition and pedagogical excellence, the Institution provides the best possible academic and non-academic grooming, and empowerment that enable the students to become global citizens. Being a member of our family, we request you to give your valuable feedback / suggestions which will be incorporated in our quality enhancement program.

You are requested to give your valuable Feedback based on your observation and experience by putting a tick (✓) mark in the appropriate box.

1. **Name of the Parent / Guardian:** *

2. **Name of the Student:** *

3. **Roll No. :** *

4. **School:** *

5. **Program:** *

6. **Semester:** *

7. **Academic Session:** *

FEEDBACK FROM PARENTS

Put a Tick (✓) mark in the following points (1 to 15) that reflects your choice in the following scale.

Scale

- Excellent [5]
- Very Good [4]
- Good [3]
- Average [2]
- Below Average [1]

8. **1. Admission procedure**

Mark only one oval per row.

	Excellent [5]	Very Good [4]	Good [3]	Average [2]	Below Avg. [1]
-	<input type="radio"/>	<input type="radio"/>	<input type="radio"/>	<input type="radio"/>	<input type="radio"/>

9. **2. Teaching – learning process**

Mark only one oval per row.

	Excellent [5]	Very Good [4]	Good [3]	Average [2]	Below Avg. [1]
-	<input type="radio"/>	<input type="radio"/>	<input type="radio"/>	<input type="radio"/>	<input type="radio"/>

10. **3. Competence and commitment of faculty**

Mark only one oval per row.

	Excellent [5]	Very Good [4]	Good [3]	Average [2]	Below Avg. [1]
-	<input type="radio"/>	<input type="radio"/>	<input type="radio"/>	<input type="radio"/>	<input type="radio"/>

FEEDBACK FROM PARENTS

11. **4. Tutor – mentoring system**

Mark only one oval per row.

	Excellent [5]	Very Good [4]	Good [3]	Average [2]	Below Avg. [1]
.	<input type="radio"/>	<input type="radio"/>	<input type="radio"/>	<input type="radio"/>	<input type="radio"/>

12. **5. Environment and ambience**

Mark only one oval per row.

	Excellent [5]	Very Good [4]	Good [3]	Average [2]	Below Avg. [1]
.	<input type="radio"/>	<input type="radio"/>	<input type="radio"/>	<input type="radio"/>	<input type="radio"/>

13. **6. Infrastructure facilities**

Mark only one oval per row.

	Excellent [5]	Very Good [4]	Good [3]	Average [2]	Below Avg. [1]
.	<input type="radio"/>	<input type="radio"/>	<input type="radio"/>	<input type="radio"/>	<input type="radio"/>

14. **7. Learning resources (Laboratory, Library, Internet etc.)**

Mark only one oval per row.

	Excellent [5]	Very Good [4]	Good [3]	Average [2]	Below Avg. [1]
.	<input type="radio"/>	<input type="radio"/>	<input type="radio"/>	<input type="radio"/>	<input type="radio"/>

15. **8. Health care facilities**

Mark only one oval per row.

	Excellent [5]	Very Good [4]	Good [3]	Average [2]	Below Avg. [1]
.	<input type="radio"/>	<input type="radio"/>	<input type="radio"/>	<input type="radio"/>	<input type="radio"/>

FEEDBACK FROM PARENTS

16. **9. Sports, games and other extracurricular facilities**

Mark only one oval per row.

	Excellent [5]	Very Good [4]	Good [3]	Average [2]	Below Avg. [1]
.	<input type="radio"/>	<input type="radio"/>	<input type="radio"/>	<input type="radio"/>	<input type="radio"/>

17. **10. Support services (Hostel, Transport, Canteen, etc.)**

Mark only one oval per row.

	Excellent [5]	Very Good [4]	Good [3]	Average [2]	Below Avg. [1]
.	<input type="radio"/>	<input type="radio"/>	<input type="radio"/>	<input type="radio"/>	<input type="radio"/>

18. **11. Training and placement**

Mark only one oval per row.

	Excellent [5]	Very Good [4]	Good [3]	Average [2]	Below Avg. [1]
.	<input type="radio"/>	<input type="radio"/>	<input type="radio"/>	<input type="radio"/>	<input type="radio"/>

19. **12. Timely publication of results**

Mark only one oval per row.

	Excellent [5]	Very Good [4]	Good [3]	Average [2]	Below Avg. [1]
.	<input type="radio"/>	<input type="radio"/>	<input type="radio"/>	<input type="radio"/>	<input type="radio"/>

20. **13. Grievance redressal**

Mark only one oval per row.

	Excellent [5]	Very Good [4]	Good [3]	Average [2]	Below Avg. [1]
.	<input type="radio"/>	<input type="radio"/>	<input type="radio"/>	<input type="radio"/>	<input type="radio"/>

FEEDBACK FROM PARENTS

21. **14. Attitude of the institute employees**

Mark only one oval per row.

	Excellent [5]	Very Good [4]	Good [3]	Average [2]	Below Avg. [1]
.	<input type="radio"/>	<input type="radio"/>	<input type="radio"/>	<input type="radio"/>	<input type="radio"/>

22. **15. Parental pride and respect for the Deemed University.**

Mark only one oval per row.

	Excellent [5]	Very Good [4]	Good [3]	Average [2]	Below Avg. [1]
.	<input type="radio"/>	<input type="radio"/>	<input type="radio"/>	<input type="radio"/>	<input type="radio"/>

23. **Suggestions (if any) for improvement:**

Thank You

.

This content is neither created nor endorsed by Google.

Google Forms

FEEDBACK FROM EMPLOYER

* Required

Dear Employer

The evaluation by the employers is regarded as most valuable as the industries / organizations are the ultimate customers of our products. We would very much value your thoughts and comments to maintain the quality and standard.

We request you to put a tick (✓) mark in the following table based on your observations / experience.

1. **Name of the Organization:** *

2. **Name of the Representative:** *

3. **Designation:** *

4. **Contact No.:** *

5. **Email ID:** *

6. **Website:** *

FEEDBACK FROM EMPLOYER

Put a Tick (✓) mark in the following points (1 to 12) that reflects your choice in the following scale.

Scale

- Excellent [5]
- Very Good [4]
- Good [3]
- Average [2]
- Below Average [1]

FEEDBACK ON STUDENTS

7. 1. Technical Knowledge / Skills

Mark only one oval per row.

	Excellent [5]	Very Good [4]	Good [3]	Average [2]	Below Avg. [1]
-	<input type="radio"/>	<input type="radio"/>	<input type="radio"/>	<input type="radio"/>	<input type="radio"/>

8. 2. Communication skills

Mark only one oval per row.

	Excellent [5]	Very Good [4]	Good [3]	Average [2]	Below Avg. [1]
-	<input type="radio"/>	<input type="radio"/>	<input type="radio"/>	<input type="radio"/>	<input type="radio"/>

FEEDBACK FROM EMPLOYER

9. 3. Personal interest & Involvement

Mark only one oval per row.

	Excellent [5]	Very Good [4]	Good [3]	Average [2]	Below Avg. [1]
.	<input type="radio"/>	<input type="radio"/>	<input type="radio"/>	<input type="radio"/>	<input type="radio"/>

10. 4. Inventiveness & Creativity

Mark only one oval per row.

	Excellent [5]	Very Good [4]	Good [3]	Average [2]	Below Avg. [1]
.	<input type="radio"/>	<input type="radio"/>	<input type="radio"/>	<input type="radio"/>	<input type="radio"/>

11. 5. Responsible & Reliable

Mark only one oval per row.

	Excellent [5]	Very Good [4]	Good [3]	Average [2]	Below Avg. [1]
.	<input type="radio"/>	<input type="radio"/>	<input type="radio"/>	<input type="radio"/>	<input type="radio"/>

12. 6. Effective team member / leader

Mark only one oval per row.

	Excellent [5]	Very Good [4]	Good [3]	Average [2]	Below Avg. [1]
.	<input type="radio"/>	<input type="radio"/>	<input type="radio"/>	<input type="radio"/>	<input type="radio"/>

13. 7. Effectively address work place problems

Mark only one oval per row.

	Excellent [5]	Very Good [4]	Good [3]	Average [2]	Below Avg. [1]
.	<input type="radio"/>	<input type="radio"/>	<input type="radio"/>	<input type="radio"/>	<input type="radio"/>

FEEDBACK FROM EMPLOYER

14. 8. Overall contribution to meet organizational goal

Mark only one oval per row.

	Excellent [5]	Very Good [4]	Good [3]	Average [2]	Below Avg. [1]
.	<input type="radio"/>	<input type="radio"/>	<input type="radio"/>	<input type="radio"/>	<input type="radio"/>

FEEDBACK ON INSTITUTION

15. 9. Course curriculum

Mark only one oval per row.

	Excellent [5]	Very Good [4]	Good [3]	Average [2]	Below Avg. [1]
.	<input type="radio"/>	<input type="radio"/>	<input type="radio"/>	<input type="radio"/>	<input type="radio"/>

16. 10. Training of the students

Mark only one oval per row.

	Excellent [5]	Very Good [4]	Good [3]	Average [2]	Below Avg. [1]
.	<input type="radio"/>	<input type="radio"/>	<input type="radio"/>	<input type="radio"/>	<input type="radio"/>

17. 11. Attitude of University Employees

Mark only one oval per row.

	Excellent [5]	Very Good [4]	Good [3]	Average [2]	Below Avg. [1]
.	<input type="radio"/>	<input type="radio"/>	<input type="radio"/>	<input type="radio"/>	<input type="radio"/>

18. 12. Hospitality and logistic support

Mark only one oval per row.

	Excellent [5]	Very Good [4]	Good [3]	Average [2]	Below Avg. [1]
.	<input type="radio"/>	<input type="radio"/>	<input type="radio"/>	<input type="radio"/>	<input type="radio"/>

FEEDBACK FROM EMPLOYER

19. **Suggestion (if any) for improvement:**

Thank You

This content is neither created nor endorsed by Google.

Google Forms

ALUMNI FEEDBACK

* Required

INTERNAL QUALITY ASSURANCE CELL

Instructions:

1. Put
a Tick (✓) mark in the following
table that reflects your choice.
2. Give
your opinion based on your observation / experience with an open and unbiased
mind.
3. Do
not disclose your personal identity anywhere in the questionnaire.

1. **Name of the School:** *

2. **Programme:** *

Mark only one oval.

☐ B.Tech.

☐ M.Tech

☐ PhD

3. **Branch:** *

4. **Session:** *

ALUMNI FEEDBACK

Put a Tick (✓) mark in the following points (1 to 16) that reflects your choice in the following scale.

Scale

- Excellent [5]
- Very Good [4]
- Good [3]
- Average [2]
- Below Average [1]

5. 1. How proficient are you in mathematics and basic sciences?

Mark only one oval per row.

	Excellent [5]	Very Good [4]	Good [3]	Average [2]	Below Avg. [1]
-	<input type="radio"/>	<input type="radio"/>	<input type="radio"/>	<input type="radio"/>	<input type="radio"/>

6. 2. How advanced are your engineering and technical concepts and knowledge?

Mark only one oval per row.

	Excellent [5]	Very Good [4]	Good [3]	Average [2]	Below Avg. [1]
-	<input type="radio"/>	<input type="radio"/>	<input type="radio"/>	<input type="radio"/>	<input type="radio"/>

7. 3. How well are you able to integrate your concepts and knowledge for solving complex problems or design systems/products?

Mark only one oval per row.

	Excellent [5]	Very Good [4]	Good [3]	Average [2]	Below Avg. [1]
-	<input type="radio"/>	<input type="radio"/>	<input type="radio"/>	<input type="radio"/>	<input type="radio"/>

ALUMNI FEEDBACK

8. 4. How well can you design and perform experiments leading to new study and innovations?

Mark only one oval per row.

	Excellent [5]	Very Good [4]	Good [3]	Average [2]	Below Avg. [1]
-	<input type="radio"/>	<input type="radio"/>	<input type="radio"/>	<input type="radio"/>	<input type="radio"/>

9. 5. How proficient are you in analyzing facts and figures and drawing relevant conclusions in your profession?

Mark only one oval per row.

	Excellent [5]	Very Good [4]	Good [3]	Average [2]	Below Avg. [1]
-	<input type="radio"/>	<input type="radio"/>	<input type="radio"/>	<input type="radio"/>	<input type="radio"/>

10. 6. How proficient are you in using modern engineering and IT tools and resources?

Mark only one oval per row.

	Excellent [5]	Very Good [4]	Good [3]	Average [2]	Below Avg. [1]
-	<input type="radio"/>	<input type="radio"/>	<input type="radio"/>	<input type="radio"/>	<input type="radio"/>

11. 7. How well can you perceive the limitations and impact of engineering solutions or professional practice in the context of societal, legal, health, safety, economic and environmental contexts?

Mark only one oval per row.

	Excellent [5]	Very Good [4]	Good [3]	Average [2]	Below Avg. [1]
-	<input type="radio"/>	<input type="radio"/>	<input type="radio"/>	<input type="radio"/>	<input type="radio"/>

12. 8. How well can you predict the upcoming changes and challenges in your profession based on current scenarios nationally and globally?

Mark only one oval per row.

	Excellent [5]	Very Good [4]	Good [3]	Average [2]	Below Avg. [1]
-	<input type="radio"/>	<input type="radio"/>	<input type="radio"/>	<input type="radio"/>	<input type="radio"/>

ALUMNI FEEDBACK

13. 9. How strongly do you feel the need for sustainable development in different contexts?

Mark only one oval per row.

	Excellent [5]	Very Good [4]	Good [3]	Average [2]	Below Avg. [1]
.	<input type="radio"/>	<input type="radio"/>	<input type="radio"/>	<input type="radio"/>	<input type="radio"/>

14. 10. How well can you apply and realize the need and importance of engineering professionalism, responsibility and ethical standards?

Mark only one oval per row.

	Excellent [5]	Very Good [4]	Good [3]	Average [2]	Below Avg. [1]
.	<input type="radio"/>	<input type="radio"/>	<input type="radio"/>	<input type="radio"/>	<input type="radio"/>

15. 11. How comfortable are you working in international/Global Environment?

Mark only one oval per row.

	Excellent [5]	Very Good [4]	Good [3]	Average [2]	Below Avg. [1]
.	<input type="radio"/>	<input type="radio"/>	<input type="radio"/>	<input type="radio"/>	<input type="radio"/>

16. 12. How well can you communicate your ideas, findings and inferences to a range of audiences orally and through written form?

Mark only one oval per row.

	Excellent [5]	Very Good [4]	Good [3]	Average [2]	Below Avg. [1]
.	<input type="radio"/>	<input type="radio"/>	<input type="radio"/>	<input type="radio"/>	<input type="radio"/>

17. 13. How strongly well do you perform as a member of diverse teams?

Mark only one oval per row.

	Excellent [5]	Very Good [4]	Good [3]	Average [2]	Below Avg. [1]
.	<input type="radio"/>	<input type="radio"/>	<input type="radio"/>	<input type="radio"/>	<input type="radio"/>

ALUMNI FEEDBACK

18. 14. How capable are you in building teams and leading them?

Mark only one oval per row.

	Excellent [5]	Very Good [4]	Good [3]	Average [2]	Below Avg. [1]
.	<input type="radio"/>	<input type="radio"/>	<input type="radio"/>	<input type="radio"/>	<input type="radio"/>

19. 15. How well can you manage projects? (Setting goals, building teams, team management, planning, project execution, etc.)

Mark only one oval per row.

	Excellent [5]	Very Good [4]	Good [3]	Average [2]	Below Avg. [1]
.	<input type="radio"/>	<input type="radio"/>	<input type="radio"/>	<input type="radio"/>	<input type="radio"/>

20. 16. How strongly do you believe in the need and importance of higher studies, self and life-long learning?

Mark only one oval per row.

	Excellent [5]	Very Good [4]	Good [3]	Average [2]	Below Avg. [1]
.	<input type="radio"/>	<input type="radio"/>	<input type="radio"/>	<input type="radio"/>	<input type="radio"/>

21. **Suggestions (if any) for the improvement.**

Thank You

This content is neither created nor endorsed by Google.

Google Forms

Student Feedback on Institutional Facilities

* Required

INTERNAL QUALITY ASSURANCE CELL

Instructions:

1. Put
a Tick (✓) mark in the following table that reflects your choice.
2. Give
your opinion based on your observation / experience with an open and unbiased
mind.
3. Do
not disclose your personal identity anywhere in the questionnaire.

1. **Name of the School:** *

2. **Programme:** *

3. **Branch:** *

4. **Semester:** *

5. **Session:** *

Student Feedback on Institutional Facilities

Put a Tick (✓) mark in the following points (1 to 18) that reflects your choice in the following scale.

Scale

- Strongly Agree [5]
- Agree [4]
- Neutral [3]
- Disagree [2]
-

Strongly Disagree [1]

Note:- In the given option "Strongly" is symbolized as "St."

6. 1. The lighting, ventilation and acoustics in classrooms/demonstration rooms/laboratory rooms present an inviting setup for learning.

Mark only one oval per row.

	St. Agree [5]	Agree [4]	Neutral [3]	Disagree [2]	St. Disagree [1]
-	<input type="radio"/>	<input type="radio"/>	<input type="radio"/>	<input type="radio"/>	<input type="radio"/>

7. 2. The audio-visual capability in classrooms have enhanced learning.

Mark only one oval per row.

	St. Agree [5]	Agree [4]	Neutral [3]	Disagree [2]	St. Disagree [1]
-	<input type="radio"/>	<input type="radio"/>	<input type="radio"/>	<input type="radio"/>	<input type="radio"/>

8. 3. The resources to impart practice sessions are adequate, of good quality and mostly operational.

Mark only one oval per row.

	St. Agree [5]	Agree [4]	Neutral [3]	Disagree [2]	St. Disagree [1]
-	<input type="radio"/>	<input type="radio"/>	<input type="radio"/>	<input type="radio"/>	<input type="radio"/>

Student Feedback on Institutional Facilities

9. 4. The students have access to research and development facilities of the School.

Mark only one oval per row.

	St. Agree [5]	Agree [4]	Neutral [3]	Disagree [2]	St. Disagree [1]
.	<input type="radio"/>	<input type="radio"/>	<input type="radio"/>	<input type="radio"/>	<input type="radio"/>

10. 5. The faculty and research scholars are approachable when a new idea develops.

Mark only one oval per row.

	St. Agree [5]	Agree [4]	Neutral [3]	Disagree [2]	St. Disagree [1]
.	<input type="radio"/>	<input type="radio"/>	<input type="radio"/>	<input type="radio"/>	<input type="radio"/>

11. 6. The sanitation standard in the campus is excellent.

Mark only one oval per row.

	St. Agree [5]	Agree [4]	Neutral [3]	Disagree [2]	St. Disagree [1]
.	<input type="radio"/>	<input type="radio"/>	<input type="radio"/>	<input type="radio"/>	<input type="radio"/>

12. 7. Book resources at the library are adequate to meet prescribed reading in the course.

Mark only one oval per row.

	St. Agree [5]	Agree [4]	Neutral [3]	Disagree [2]	St. Disagree [1]
.	<input type="radio"/>	<input type="radio"/>	<input type="radio"/>	<input type="radio"/>	<input type="radio"/>

13. 8. The book resources at the central library cater to the learning needs in diverse areas.

Mark only one oval per row.

	St. Agree [5]	Agree [4]	Neutral [3]	Disagree [2]	St. Disagree [1]
.	<input type="radio"/>	<input type="radio"/>	<input type="radio"/>	<input type="radio"/>	<input type="radio"/>

Student Feedback on Institutional Facilities

14. 9. Most student users are aware of journals and access these for learning/research activities.

Mark only one oval per row.

	St. Agree [5]	Agree [4]	Neutral [3]	Disagree [2]	St. Disagree [1]
.	<input type="radio"/>	<input type="radio"/>	<input type="radio"/>	<input type="radio"/>	<input type="radio"/>

15. 10. A learner friendly ambience prevails in the reading room of library.

Mark only one oval per row.

	St. Agree [5]	Agree [4]	Neutral [3]	Disagree [2]	St. Disagree [1]
.	<input type="radio"/>	<input type="radio"/>	<input type="radio"/>	<input type="radio"/>	<input type="radio"/>

16. 11. The quality of hostel accommodation in context of space and facilities meets expectations.

Mark only one oval per row.

	St. Agree [5]	Agree [4]	Neutral [3]	Disagree [2]	St. Disagree [1]
.	<input type="radio"/>	<input type="radio"/>	<input type="radio"/>	<input type="radio"/>	<input type="radio"/>

17. 12. The learning ambience in hostel reading room is well maintained.

Mark only one oval per row.

	St. Agree [5]	Agree [4]	Neutral [3]	Disagree [2]	St. Disagree [1]
.	<input type="radio"/>	<input type="radio"/>	<input type="radio"/>	<input type="radio"/>	<input type="radio"/>

18. 13. The hostel staff are student friendly.

Mark only one oval per row.

	St. Agree [5]	Agree [4]	Neutral [3]	Disagree [2]	St. Disagree [1]
.	<input type="radio"/>	<input type="radio"/>	<input type="radio"/>	<input type="radio"/>	<input type="radio"/>

Student Feedback on Institutional Facilities

19. 14. Facilities including equipment and trainers prevailing in gym, swimming pool, indoor games, outdoor games meet requirement of amateurs and professionals.

Mark only one oval per row.

	St. Agree [5]	Agree [4]	Neutral [3]	Disagree [2]	St. Disagree [1]
.	<input type="radio"/>	<input type="radio"/>	<input type="radio"/>	<input type="radio"/>	<input type="radio"/>

20. 15. Student administered societies are functional and atmosphere is usually inviting.

Mark only one oval per row.

	St. Agree [5]	Agree [4]	Neutral [3]	Disagree [2]	St. Disagree [1]
.	<input type="radio"/>	<input type="radio"/>	<input type="radio"/>	<input type="radio"/>	<input type="radio"/>

21. 16. The availability of a computer/laptop for use any time is never an issue.

Mark only one oval per row.

	St. Agree [5]	Agree [4]	Neutral [3]	Disagree [2]	St. Disagree [1]
.	<input type="radio"/>	<input type="radio"/>	<input type="radio"/>	<input type="radio"/>	<input type="radio"/>

22. 17. Internet connectivity is everywhere in the University campus.

Mark only one oval per row.

	St. Agree [5]	Agree [4]	Neutral [3]	Disagree [2]	St. Disagree [1]
.	<input type="radio"/>	<input type="radio"/>	<input type="radio"/>	<input type="radio"/>	<input type="radio"/>

23. 18. Medical facilities are of good quality and can be availed by students.

Mark only one oval per row.

	St. Agree [5]	Agree [4]	Neutral [3]	Disagree [2]	St. Disagree [1]
.	<input type="radio"/>	<input type="radio"/>	<input type="radio"/>	<input type="radio"/>	<input type="radio"/>

Student Feedback on Institutional Facilities

24. **Suggestions (if any) for the improvement.**

Thank You

This content is neither created nor endorsed by Google.

Google Forms